



SHEMA EAGLE



www.tocal.in



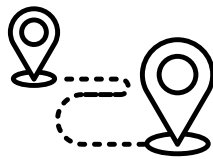
info@dbytdynamics.com

SPECIFICATIONS


Ride into the future with stylish in design, highly efficient, innovative and functional piece of technology Eagle, which looks cool and sophisticated at the same time. Below are the specifications for this vehicle:



45 KMPH
TOP SPEED




90 KM / C
ON ROAD RANGE



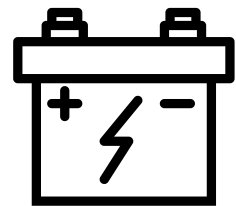
4-5 HOURS
FULL CHARGE



150 KGS
LOAD CAPACITY
(WITH RIDER)



48V | 25AH
BATTERY CAPACITY



5 MINUTES
BATTERY SWAPPING
TIME
(AT SUN MOBILITY)

Service and maintenance is on us



KEY FEATURES

We provide a comprehensive range of services based on our clients' specific needs using this electric model that comes with a digital speedometer , power packed and swappable battery.



POWER PACKED BATTERY

Drop a gear and disappear. Eagle comes in 48 volt to 60 volt battery range for those long rides.



SAFER WHEN PARKED

Relax. Feel Secure, Eagle's sheer body is embedded with an Anti-theft alarm and Handlebar Lock.



SAFE ON ROADS

On Indian roads people pop up from nowhere. Eagle comes with an efficient braking system to safeguard you & them.

